



## ADVANCED PLACEMENT TEST 2024

### STUDENT REGISTRATION AND PAYMENT INSTRUCTIONS



#### REGISTRATION & PAYMENT INSTRUCTIONS

You must complete ALL STEPS BELOW (register online and pay test center) by 7<sup>th</sup> November 2023 for Window 1, 8<sup>th</sup> March 2024 for window 2 to reserve your seat. The Test Center will provide an AP Admission Ticket by April 2024 as confirmation that your seat is reserved.

**IF YOU REGISTER ONLINE WITH THE COLLEGE BOARD BUT DO NOT PAY THE TEST CENTER, YOU WILL NOT BE ABLE TO TEST. IF YOU PAY BUT DO NOT COMPLETE ONLINE REGISTRATION, YOU WILL NOT BE ABLE TO TEST.**

**TO START: Use a phone, tablet, or computer to complete registration online with the College Board (Steps 1 - 5)**



#### 1 SIGN IN TO MY AP

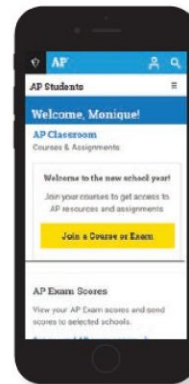
Sign in to [myap.collegeboard.org](https://myap.collegeboard.org) using the same College Board student account login you have used to view AP, SAT, or PSAT scores, or to register for the SAT.

❶ Forgot your login info? Follow the "Forgot username or password?" links to reset them.

❷ Don't have a student account yet? Click the **Sign up** link. **IMPORTANT:** Create your College Board account using the same email you will provide to the test center. Use legal first and last name as on your passport.

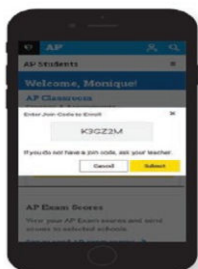
❸ Having technical issues? Contact AP:

- Inquiry Form: [cb.org/apstudentinquiry](https://cb.org/apstudentinquiry)
- Live Chat available on <https://apstudents.collegeboard.org/> during AP Program business hours
- Phone: +1 212-632-1780



#### 2 JOIN AN EXAM

Click the **Join a Course or Exam** button.



#### 3 SUBMIT YOUR JOIN CODE

Check the India AP Exam schedule on <http://ap-india.org>. Enter the unique join code for each regular or late testing exam you wish to take at this test center and click **Submit**. (Repeat for each exam you wish to take.)

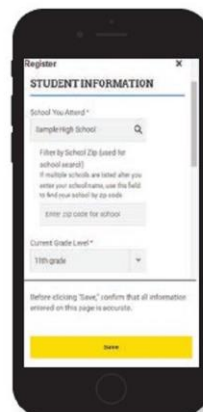
Join Codes for Window 1 & Window 2 as relevant are mentioned on the next page.



#### 4 VERIFY EXAM INFORMATION

Confirm the exam name, exam date, and test center name are what you want.

Click the **Join a Course or Exam** button.



#### 5 FILL OUT REGISTRATION INFORMATION

The first time you register in My AP, you'll need to fill out some registration information. Provide accurate information – this will be on your personalized AP labels for exam day. You only have to do this once.

Repeat steps 2 - 4 for each exam you wish to take.

**PAY TEST CENTER WITHIN 3 BUSINESS DAYS OF COMPLETING ONLINE REGISTRATION OR BY 7<sup>th</sup> NOVEMBER 2023 FOR WINDOW 1 AND 8<sup>th</sup> MARCH 2024 FOR WINDOW 2, WHICHEVER COMES FIRST.**



## ADVANCED PLACEMENT TEST 2024

### STUDENT REGISTRATION AND PAYMENT INSTRUCTIONS

Page 2 of 3

#### **Window 1:**

#### **JOIN CODES for Regular Testing (PEN & PAPER) May 6 – 17, 2024**

SUBJECT	JOIN CODE
AP Biology	VMJ7P6
AP Calculus AB	P42VDM
AP Calculus BC	6PD6DX
AP Chemistry	E49V6E
AP Computer Science A	D6JRLZ
AP Environmental Science	36NPVE
AP Macroeconomics	GWG9GM
AP Microeconomics	3NXRYL
AP Physics 1: Algebra Based	4WGAWX
AP Physics 2: Algebra Based	WXRJWR
AP Physics C: Electricity and Magnetism	LN22V6
AP Physics C: Mechanics	JAV4W3
AP Precalculus	X2LQZX
AP Psychology	76QQYN
AP Statistics	QX3ADY



**ADVANCED PLACEMENT TEST 2024**  
**STUDENT REGISTRATION AND PAYMENT INSTRUCTIONS**

**Window 2:**

**JOIN CODES for Late Registration Regular Testing (PEN & PAPER) May 6 – 17, 2024**

<b>SUBJECT</b>	<b>JOIN CODE</b>
AP Biology	
AP Calculus AB	
AP Calculus BC	
AP Chemistry	
AP Computer Science A	
AP Environmental Science	
AP Macroeconomics	
AP Microeconomics	
AP Physics 1	
AP Physics 2	
AP Physics C: Electricity and Magnetism	
AP Physics C: Mechanics	
AP Precalculus	
AP Psychology	
AP Statistics	